

## Saddle

Giuseppe Viganò



The tub-shaped back and armrests, which recall the shape of a saddle, and the padded seat make this sofa enjoyably soft. The aesthetic appeal is accentuated by the leather insert in the armrest, which defines its front and allows for a singular game of materials and combinations, to create a high-impact optical effect. The metal feet lighten the shape of the sofa, emphasising its contemporary allure. The extensive modularity of the sofa makes it possible to create multiple configurations, suitable for all spaces.

### UPHOLSTERY

fabric

leather

### CENTRAL ARMREST INSERT

Ponza leather

### EXTERNAL ARMREST INSERT

fabric

Ponza leather (anilina: sand, clay, dark brown, cinnamon - nabuk: anthracite grey, dark brown, shell)

### FEET (standard or conical)

mat white painted metal

mat anthracite grey painted metal

mat amaranth painted metal

mat brown painted metal

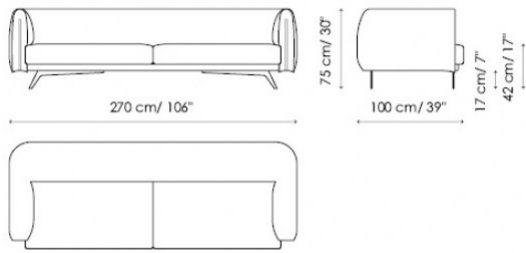
mat black painted metal

mat dove grey painted metal

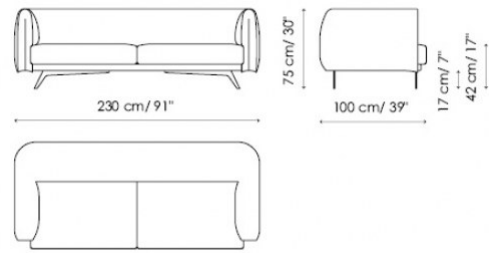
mat lead painted metal

mat bronze painted metal

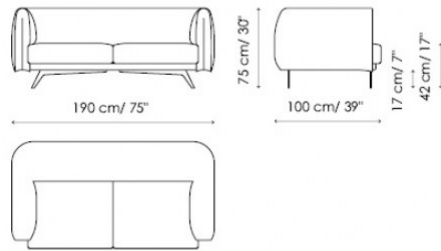
Divano - Sofa 270



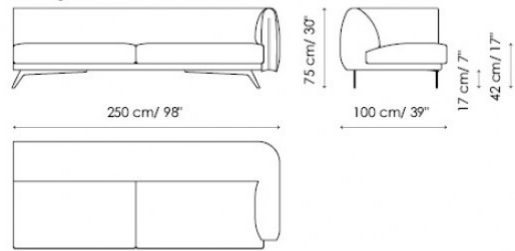
Divano - Sofa 230



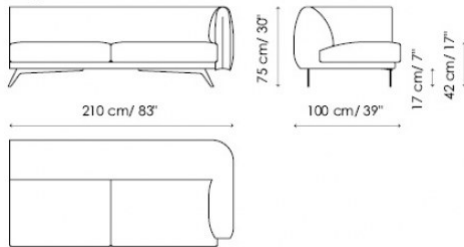
Divano - Sofa 190



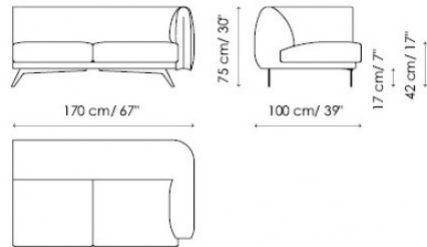
Terminale - End section sofa 250  
dx - right



Terminale - End section sofa 210  
dx - right



Terminale - End section sofa 170  
dx - right



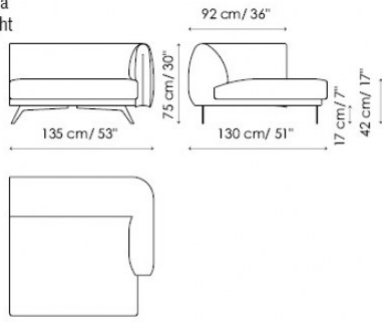
Chaise Longue 135x195  
dx - right



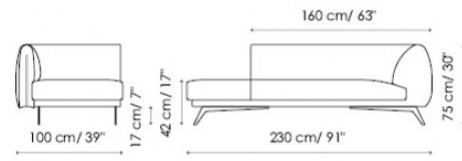
Chaise Longue 115x175  
dx - right



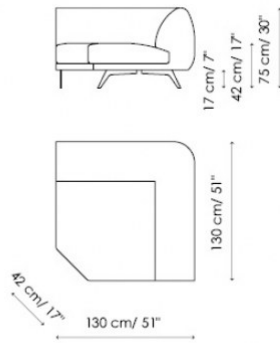
Penisola  
dx - right



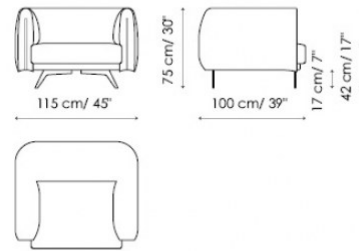
Meridiana  
dx - right



Angolo - Corner 130x130



Poltrona - Armchair



Pouf 100x100

